



Comparative Statistics

House and Committee Services

Information Systems Services

Public Information Branch

Financial Management and Administrative Services

Visitor, Ceremonial and Security Services

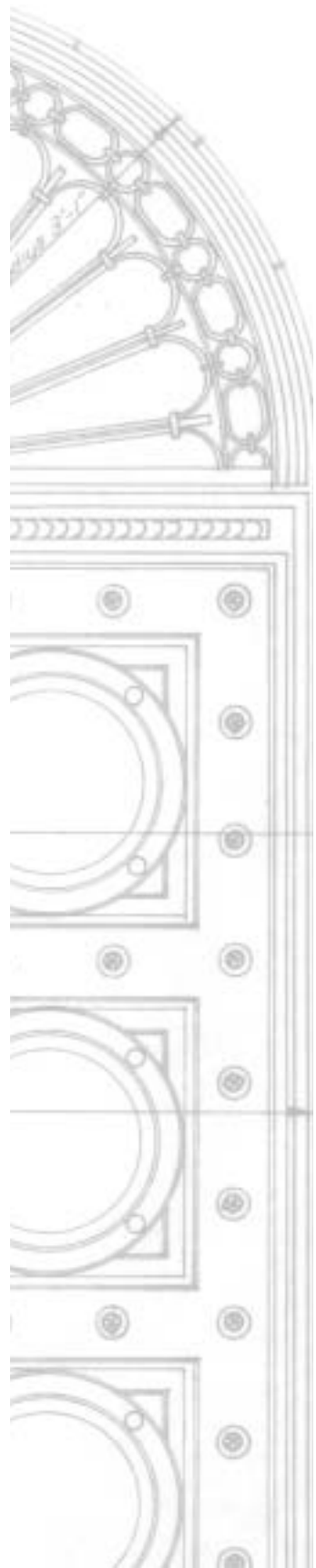
Library Services



Canada Day 2001, the Chamber was open to the public

House and Committee Services

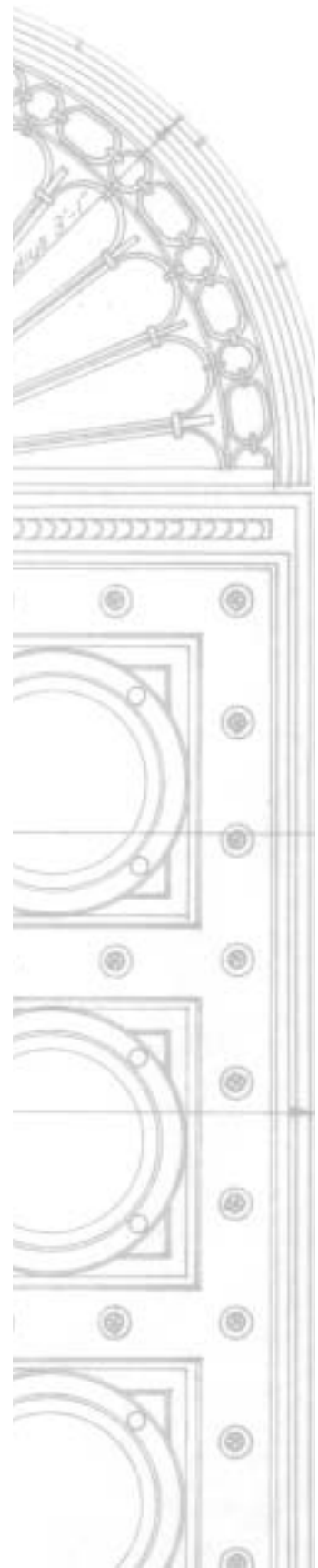
	2001 First Session 25th Legislature	2001 Fifth Session 24th Legislature	2000 Fourth Session 24th Legislature
Day Sitzings (hours)			
Spring	25 (91)	1 (1)	47 (178)
Fall	11 (41)	0	9 (33)
Evening Sitzings (hours)			
Spring	17 (61)	0	34 (106)
Fall	8 (13)	0	7 (20)
Government Bills			
Introduced	31	0	29
Received Royal Assent	31	0	26
Private Bills			
Introduced	4	0	5
Received Royal Assent	4	0	5
Private Members Public Bills			
Introduced	16	0	19
Received Royal Assent	3	0	3
Government Motions			
Debated	22	0	26
Agreed to	21	0	25
Withdrawn	0	0	0
Private Members Motions			
Placed on Order Paper	52	0	67
Accepted	6	0	9
Rejected	2	0	5
Withdrawn	0	0	1



	2001 First Session 25th Legislature	2001 Fifth Session 24th Legislature	2000 Fourth Session 24th Legislature
Written Questions			
Placed on Order Paper	7	0	37
Accepted	2	0	22
Rejected	4	0	3
Withdrawn	0	0	0
Motions for Returns			
Placed on Order Paper	18	0	58
Accepted	2	0	10
Rejected	15	0	40
Withdrawn	0	0	0
Committee of Supply (days)			
Main Estimates	15	0	20
Lottery Fund	1	0	2
Supplementary	2	0	3
Designated Supply Subcommittees (hours)	0	0	13.32
Tablings	613	0	1,322
Petitions (excluding Private Bills)			
Presented	42	0	431
Read and Received	23	0	355
Recognitions	110	0	154
Members Statements	71	0	80
Ministerial Statements	5	0	6
Pages Published	473	18	998
Journals	312	17	604
Votes and Proceedings	411	0	707
Order Paper			

Meetings of Standing and Special Committees of the Legislature – 2001

Committee Name	Number of Meetings
Standing Committee on the Alberta Heritage Savings Trust Fund	4
Standing Committee on Legislative Offices	2
Special Standing Committee on Members Services	2
Standing Committee on Private Bills	4
Standing Committee on Public Accounts	8
Auditor General and Information and Privacy Commissioner Search Committee	1




Information Systems Services

	2001	2000	1999	1998
Equipment In Place				
Constituency work stations	109	106	117	108
Constituency printers	120	124	115	101
LAN work stations	188	173	171	154
LAN laser printers	45	45	56	56
Servers	16	18	20	20
Scanners	22	18	4	3
Notebook computers	143	98	98	78
Equipment Replaced				
Obsolete work stations	190	45	60	63
Obsolete laser printers	20	16	13	30
Obsolete laptop computers	30	0	6	2
Training				
Training days	118	34	86	164
Help Desk Calls				
Help calls logged	1,610	1,500	1,969	1,917

Public Information Branch

	2001	2000
Public Information and Subscriptions		
Public Information calls	7,960	7,616
Congratulatory scrolls	2,500	2,615
Paid subscriptions		
Daily Hansard	203	283
Hansard bound volumes	48	35
Bills, Votes	310	274
Journals	310	274
Complimentary Issues		
Daily Hansard	329	269
Hansard bound volumes	101	102
Bills, Votes	457	432
Order Paper	384	384
Hansard Index and on-line Inquiries	43	44
Web site inquiries	54	81
Assembly Statistics		
Hansard pages	1,372	2,190
Standing and special committees		
Meetings reported	24	25
Meeting hours	33	34
Transcript pages	250	260
Commonwealth Parliamentary Association Canadian Regional Conference		
Meetings reported	4	0
Meeting hours	12	0
Transcript pages	198	0
Canadian Association of Parliamentary Support Services Conference		
Meetings reported	2	0
Meeting hours	7	0
Transcript pages	112	0
Total Hansard, committee and miscellaneous transcript pages	1,932	2,450



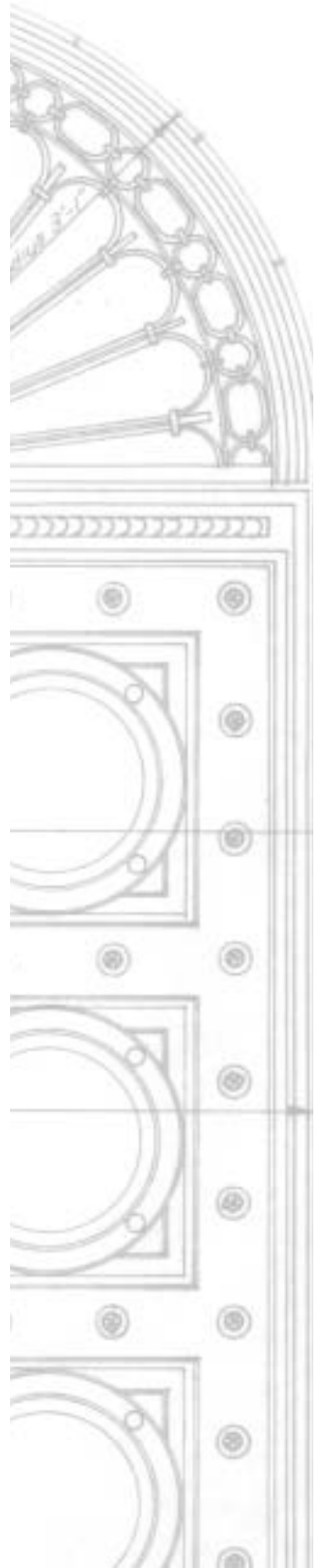
Financial Management and Administrative Services

	2001	2000	1999
Administrative			
Constituency offices, moved	20	3	5
Constituency offices, new	0	0	0
Constituency offices, closed	0	0	0
Leases processed (new or renewals)	46	14	6
Telecommunications services installed or moved	71	4	5
Telecommunications services requests	406	117	105
Direct purchase orders issued	120	126	133
MLA purchase orders processed	5,400	6,650	4,975
Other requests processed	2,670	2,575	2,350
Special requests processed	320	275	263
Financial*			
Invoices coded and data entered	18,142	19,281	20,019
Payments issued	10,834	n/a	n/a

* Note: Financial statistics are now based on the fiscal year. 2001 represents April 1, 2000, to March 31, 2001.

Visitor, Ceremonial and Security Services

	2001	2000	1999
Visitors to Legislature and Interpretive Centre			
Visitors on tour	41,273	44,900	43356
Special events	50,573	39,806	36789
Casual	32,496	36,346	37435
Total visitors	130,772	132,952	119580
Tours and Programs			
Regular tours	2,846	2,945	2817
VIP tours	10	241	13
Educational programs	492	42	366
Public Service Orientation Tours	2	4	2
Gallery seats reserved	5,572	10,415	12,084
Volunteer hours	272.5	457	403
Gift Shop sales	\$ 97,015	\$ 88,646	\$ 85,325
MLA promotional items	\$ 220,466	\$ 231,883	\$ 177,767





Library Services

	2001	2000	1999
Total number of volumes in the collection	334,407	316,165	304,830
Items borrowed for use outside the library	4,567	4,374	5,493
Items used on-site	3,472	3,314	n/a
Number of session papers added to the collection	613	1,355	1,181
Number of requests requiring less than 15 minutes to complete	4,284	4,639	6,419
Number of requests requiring 15 minutes to one hour to complete	663	803	536
Number of requests requiring more than one hour to complete	102	110	80
MLA/LAO usage of the Library's Internet site	12,457	6,814	n/a
Number of times the on-line catalogue was accessed remotely	8,019	4,025	5,090
Number of inter-library requests from Members and staff	275	520	288

Annual Report Estimates Chart

	2001 2002	2000 2001
Human Resource Expenses		
Earnings management	\$ 1,123,000	\$ 976,148
Earnings non-management	5,696,000	5,325,347
Employer contributions	1,113,000	1,022,890
Allowances and supplementary benefits	221,000	189,975
Subtotal	8,153,000	7,514,360
Operational Expenses		
Travel	1,586,000	1,530,160
Advertising	122,000	123,001
Insurance	78,000	53,100
Postage and freight	152,000	150,872
Office equipment rental/purchase	950,000	466,654
Telecommunications	611,000	480,986
Equipment repairs and maintenance	59,000	55,125
Other labour and services	901,000	864,575
Data processing equipment and services	778,000	375,500
Hosting	304,000	111,853
Other administration/supplies	801,000	733,708
Rentals	3,000	2,040
Subtotal	6,345,000	4,947,574
Grants	4,000	3,460
Payments to Members of the Legislative Assembly	7,595,000	7,050,011
Members Services Allowances		
Constituency office allowances	3,851,000	3,702,630
Communication allowances	1,136,000	1,104,928
Promotion allowances	304,000	304,252
Subtotal	5,291,000	5,111,810
Revenues		
Fees and permits	0	0
Other revenue	167,000	182,600
Subtotal	(167,000)	(182,600)
Fiscal pressure contingency	350,000	0
Election contingency	0	2,100,000
Transition Allowance	2,100,000	0
Subtotal	2,450,000	2,100,000
Total	\$ 29,671,000	\$ 26,544,615

Note: These were the original estimates approved by the Legislative Assembly: the funds transferred from the Chief Electoral Officer's Office are not included here.